



4LV Series - 150Z / 170Z / 195Z

Configuration	4-stroke, vertical, water-cooled diesel engine	
Maximum output at crankshaft*	110 kW@3500 rpm	[150 mhp@3500 rpm]
	125 kW@3500 rpm	[170 mhp@3500 rpm]
	143 kW@3500 rpm	[195 mhp@3500 rpm]
Displacement	2.755 L	[168 cu in]
Bore x stroke	92 mm x 103.6 mm	[3.6 in x 4 in]
Cylinders	4 in-line	
Combustion system	Direct injection with Denso common rail system	
Low idle rpm	750 rpm	
Aspiration	Turbocharger with charge-air cooler	
Starting system	Electric starting 12V – 2 kW	
Alternator	Denso 12V - 130A	
Cooling system	Fresh water cooling by centrifugal fresh water pump	
	Sea water cooling by rubber impeller seawater pump	
Lubrication system	Enclosed, forced lubricating system	
Direction of rotation [crankshaft]	Counterclockwise viewed from stern	
Dry weight without gear**	332 kg	[732 lbs]
Emission compliance	EU: RCD 2, BSO II, EMC	US: EPA Tier 3
Engine mounting	Rubber type flexible mounting	

NOTE:

Fuel condition: Density at 15°C = 0.84 g/cm³: 1 kW = 1.3596 mhp = 1.3410 HP

* Fuel temperature 40°C at the inlet of the fuel injection pump [ISO 8665: 2006]

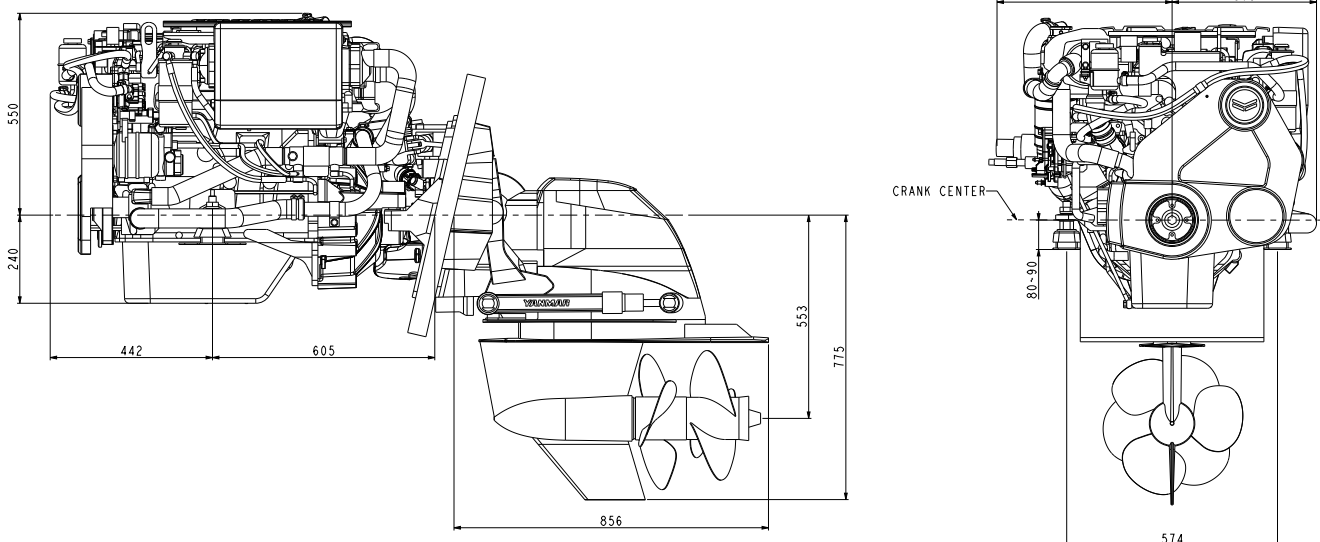
** Including damper disk

Technical data is according to ISO 8665: 2006

DIMENSIONS

Right side view

Rear view

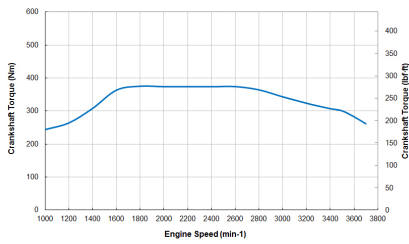


4LV 150Z / 170Z / 195Z

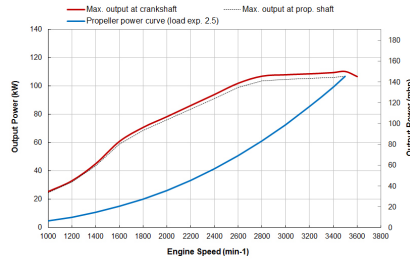


PERFORMANCE CURVES

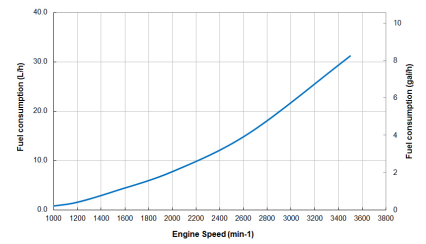
4LV150 Torque curve



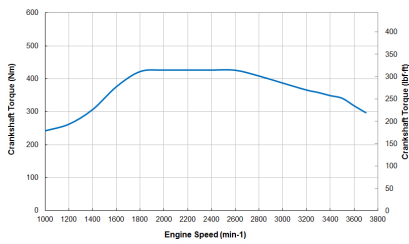
4LV150 Output Power curve



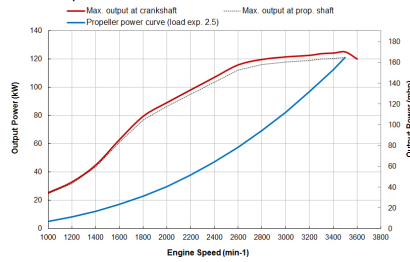
4LV150 Fuel consumption (load exp. 2.5)



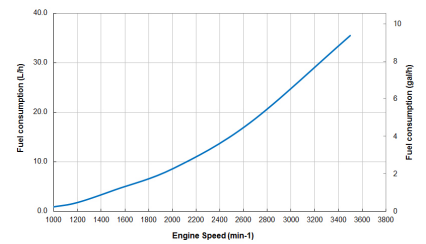
4LV170 Torque curve



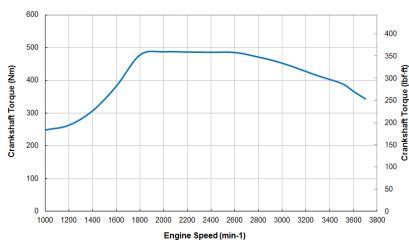
4LV170 Output Power curve



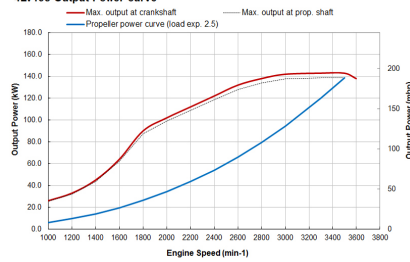
4LV170 Fuel consumption (load exp. 2.5)



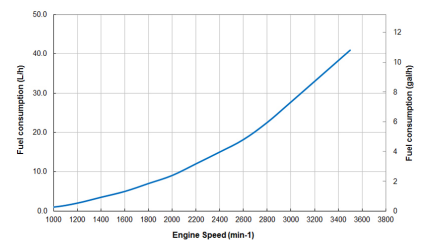
4LV195 Torque curve



4LV195 Output Power curve



4LV195 Fuel consumption (load exp. 2.5)



MARINE GEARS*

Model	ZT370 [Steerable Z-drive with dual prop]		
Type	Hydraulic actuated multi-friction disc clutch		
Dry weight with propellers**	112 kg [247 lbs]		
Reduction ratio [fwd/rev]	1.65 / 1.65	1.78 / 1.78	1.97 / 1.97
Propellor speed	2121 / 2121	1966 / 1966	1776 / 1776
Direction of rotation viewed from the stern	Clockwise [rear prop] & Counterclockwise [front prop]		
Lube oil specifications	Quick Silver HPGL		
Dry weight engine with sterndrive	446 kg [983 lbs]		
Shift control	Mechanical or electro-magnetic		
Trim range	-6° - +10°		
Trailer limit	51°		

*For other configurations, consult your local Yanmar distributor.
**Dry weight includes cooler and brackets

ACCESSORIES

Standard Package

- Through drive exhaust
- Alternator 12V - 130A
- VC10 Vessel Control System
- Electronic CAN-bus control head
- Set of flexible engine mounts
- Fresh water expansion tank
- Belt safety cover
- Engine topcover for protection
- Operation manual

Optional

- Through drive exhaust
- Secondary alternator 12V -150A or 24V - 85A
- Multistage secondary alternator 12V - 130A or 24V - 110A
- SOLAS including Certificate (Factory fit only)
- Hot water kit
- Power steering
- Internal tie-bar
- Opposite dipstick
- Extension harness [3m, 5m, 10m]

- JC10 joystick control
- Second station
- NMEA2000 Engine monitoring system
- Man Over Board Switch (single)
- On Board Spare Parts Kit 4LV

NOTE: All data subject to change without notice. Text and illustrations are not binding.